

IP 54 device mount - Matt diffuser - direct, open distribution

Device mounts made of galvanised, profiled sheet steel with zinc coating combined with polyester resin paint guarantee good corrosion protection; tool-free attachment with rotary catches for rapid fitting in the support rail. LED unit made of a natural anodised extruded aluminium profile with end faces made of plastic and an all-round closed seal to the support rail for a protection type up to IP54. Housing colour traffic white RAL 9016; Direct, general diffuse light distribution. LED diffuser cover made of polycarbonate. Electrical connection by means of a fixed, 5-pin, quick-fit plug connector and a free choice of phases. Integrated guide for fast contacting; With 3h emergency lighting battery; Luminaire status by visible status LED in luminaire (NL-B3); Luminous flux in emergency light mode 755 lm. They are exchangeable, permit modernisation and reliably prolong the service life of the overall system.

CHARACTERISTICS

Order number	19102007010
EAN number	4020863418787
Commodity code	94051190
Certification mark	IP 54, Protection class I, F, D, HACCP DIN10500/Food/IFS-application-related suitability/BRC, Indoor, CE
Impact resistance (IK rating)	IK06 (5°C bis 25°C)
Ambient temperatur	ta 5°C to 25°C
Warranty period	5 years
State funding programs	BEG - Federal funding for efficient buildings (valid only for Germany)

ELECTRICAL ENGINEERING

Controller	Electronic driver 3h emergency lighting (1 pcs.)
System output	29W
Mains voltage	230V/50Hz
Circuit breakers (inrush current)	13 pieces/B10, 22 pieces/B16, 22 pieces/C10, 37 pieces/C16
Energy efficiency class/light source	C

LIGHTING TECHNOLOGY

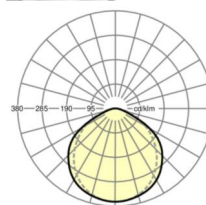
Placement	LED, Colour rendering/Light colour CRI ≥ 80 / 4000K
Colour tolerance (MacAdam)	3SDCM
Photobiological safety (Luminaire)	RG0
Nominal luminous flux	4357lm
Nominal luminous flux-emergency lighting mode	755lm
LED service life	50000h L80/B10 (Tq 25°C)
Luminaire luminous efficiency	153lm/W
Beam angle	115° (C0) / 105° (C90)
UGR lat./long.	26.0 / 27.1

MECHANICS

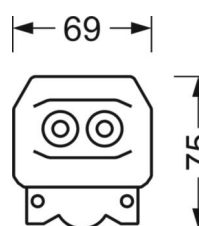
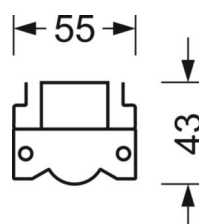
Housing colour	traffic white RAL 9016
Dimensions (LxWxDxH)	1531mm x 55mm x 43mm
Weight (net)	2.3kg
Type of installation	Mounting rail system installation, Light structure

DEEP-LINK

<https://www.regiolum.de/en/article/19102007010>



Reference	LED 4200lm 840
ηLB	100 %
Φ ↓/↑	100 % / 0 %
UGR lat./long.	26.0 / 27.1



Dimensions

L	1531 mm	Length
B	55 mm	Width
H	43 mm	Height
